











# Final Results

Date 01.07.2021  
Time 17:56

## NM SKALA 2021 Aurskog Høland MFK

Rank	Name	Club	Aircraft	Static	Flight1	Flight2	Flight3	Flight score	Total
Class F4C Radio control scale				(Total score is static and average of the two best flights)					
1	Kristen Thorrud	DRA	 Sonex	2680,50	2107,50	2209,50	2452,00	2330,75	<b>5 011,25</b>
2	Per Iversen	BMK	 Super Stearman	2522,10	2191,50	2253,00	2416,00	2334,50	<b>4 856,60</b>
3	Ingolf Steffensen	VRK	 DHC-1 Chipmunk	2475,90	1671,50	2019,00	2194,50	2106,75	<b>4 582,65</b>
4	Pål Lindén Anthonisen	TMK	 Druine Turbulent	1916,40	2254,50	0,00	2252,50	2253,50	<b>4 169,90</b>
5	Jan Lødner	FOR	 Saab safir 91B	2581,80	0,00	0,00		0,00	<b>2 581,80</b>
Class F4H Standoff scale class				(Total score is static and average of the two best flights)					
1	Pål Lindén Anthonisen	TMK	 Chilton DW1	1380,00	2364,75	2441,25	2354,50	2403,00	<b>3 783,00</b>
2	Per Holmen	TMK	 Hawker Hurricane	1222,50	2076,00	2270,25	2211,50	2240,88	<b>3 463,38</b>
3	Pål Grøvlen	TMK	 Corben SuperAce	1359,00	1692,75	1860,00	1782,50	1821,25	<b>3 180,25</b>
4	Marcus Crossley-Nilser	OS	 YAK-54	789,00	1935,75	2076,00	2105,00	2090,50	<b>2 879,50</b>
5	Rune Pavestad	A&H	 LA-7	720,00	1927,50	2053,50	2099,00	2076,25	<b>2 796,25</b>